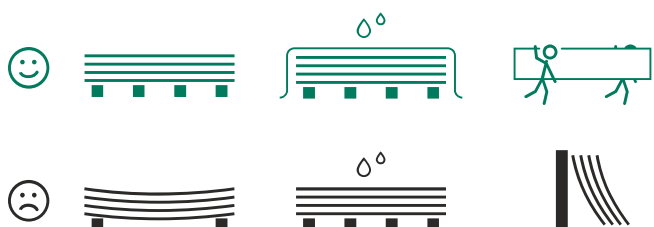


1.4 Packaging, Storage, Handling

The CETRIS® cement bonded particleboard are stored on wooden transport pallets which allow handling with a forklift. The boards are fixed with straps cross-wise. Longitudinally, fixing is only upon customer request. CETRIS® boards are protected against weather using PE foil. However, packaging of CETRIS® boards in PE foil does not fulfil the conditions for long-term exposure to the effects of weather during storage in an open space. During storage, the top board may bend due to quicker drying of the upper surface. This phenomenon is eliminated by turning the board over. The CETRIS® boards should be stored in

roofed dry space to ensure that they do not become moist before installation. During storage, it is possible to stack CETRIS® without surface treatment in layers on the same size up to a maximum height of 4 m. The pallets CETRIS® boards on which surface finish are stored cannot be stacked (PLUS, FINISH, LASUR, DEKOR). When handling, the CETRIS® boards should be placed on pallets. During storage, the boards are handled in vertical position. Manual transfer is also done in vertical position.



CETRIS®
PLUS
FINISH
LASUR
DEKOR

Board thickness (mm)	Approx. weight (kg/m²)	Approx. weight of the board (kg)	Number of boards on pallet (pieces)	Area of boards on pallet (m²)	Total approximate weight of the boards including pal. (kg)
CETRIS® BASIC, PROFIL, INCOL cement bonded particleboards in basic format (1,250x3,350 mm)					
8	11,4	47,6	60	254,25	2 894
10	14,2	59,5	45	188,44	2 716
12	17,0	71,4	40	167,50	2 894
14	19,9	83,3	35	146,56	2 954
16	22,7	95,1	30	125,63	2 894
18	25,6	107,0	25	104,69	2 716
20	28,4	118,9	25	104,69	2 013
22	31,5	130,8	20	83,75	2 656
24	34,3	142,7	20	83,75	2 894
26	36,9	154,6	20	83,75	2 132
28	39,8	166,5	15	62,81	2 537
30	42,6	178,4	15	62,81	2 716
32	45,4	190,3	15	62,81	2 894
34	48,3	202,2	15	62,81	2 073
36	51,1	214,1	10	41,88	2 181
38	54,0	226,0	10	41,88	2 300
40	56,8	237,9	10	41,88	2 419

Board thickness (mm)	Approx. weight (kg/m²)	Approx. weight of the board (kg)	Number of boards on pallet (pieces)	Area of boards on pallet (m²)	Total approximate weight of the boards including the pallet (kg)
CETRIS® PD, CETRIS® PDB floor boards (dimensions 1,250 x 625 mm)					
16	22,7	17,8	50	39,0	895
18	25,6	20,0	45	35,1	906
20	28,4	22,2	40	31,2	895
22	31,5	24,6	35	27,3	868
24	34,3	26,8	35	27,3	946
26	36,9	28,8	30	23,4	865
28	39,8	31,1	30	23,4	932

CETRIS® BASIC for the POLYCET, IZOCET floor systems (1,250 x 625 mm)					
12 horní	17,0	13,3	70	54,7	950
12 dolní	17,0	13,3	70	54,7	950

CETRIS® AKUSTIC (1250x625 mm) cement bonded particleboards					
8	10,0	7,8	100	78,13	810
10	12,5	9,75	80	62,5	805

Insulating fibreboards for the IZOCET floor system (1,200 x 810 mm)					
19	5,0	5,0	150	145,8	745

CETRIS® PDI (1220x610 mm) floor panel					
34	33,5	24	30	22,32	750
32	30,4	24	30	22,32	700

1.5 Parameters of the Dispatched Boards

1.5.1 Dimensional tolerances

Note: The given tolerances are defined according to ČSN EN 634-1.

Parameter	Board thickness	Requirement
Thickness of a unsanded board	8,10 mm	$\pm 0,7$ mm
	12,14 mm	$\pm 1,0$ mm
	16,18 mm	$\pm 1,2$ mm
	20 – 40 mm	$\pm 1,5$ mm
Thickness of a sanded board	8 – 38 mm	$\pm 0,3$ mm
Basic format length and width	8 – 40 mm	$\pm 5,0$ mm
Sizing precision for length and width	8 – 40 mm	$\pm 3,0$ mm
Edge straightness tolerance	8 – 40 mm	1,5 mm/m
Rectangularity tolerance	8 – 40 mm	2,0 mm/m

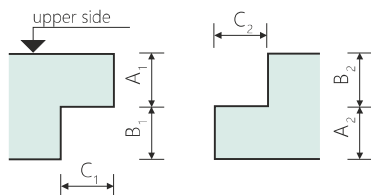
Parameter	1st Class Quality	Lower quality class
Deviation from the right angle	Max. 2 mm / 1 m of length	Max. 4 mm / 1 m of length
Permissible edge damage	Max. to a depth of 3 mm	Max. to a depth of 30 mm
Plane projections	Max. 1 mm, size 10 mm	Max. 2 mm
Depressions	Max. 1 mm, size 10 mm	Max. 2 mm
Miscellaneous		Corrugated surface up to 30 mm, longitudinal wave >30 mm and transverse wave >20 mm, thin edges, pressed cement, peel in the surface, edges peeled, surfaces damaged by the pallets, edges damaged by the disc and cut-out saws.

1.5.2 Services

Deviations in milling, chamfering, creation of tongues and grooves are determined in such a manner that functional correctness is maintained during assembly.

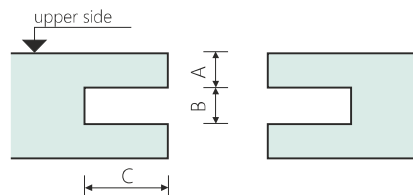
Semi-groove

Dimensions	Deviation	Dimensions	Deviation
A1	-1/0	A2	-1/0
B1	0/+1,5	B2	0/+1,5
C1	0/+2	C2	-2/0



Groove

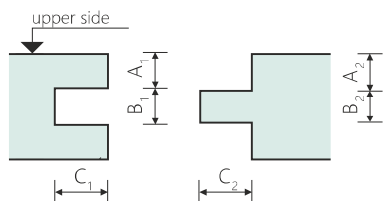
Dimensions	Deviation
A	-0,5/+0,5
B	0/+1,5
C	0/+2



Tongue and groove

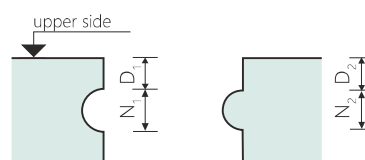
d (mm)	16	18	20	22	24	26	28
A ₁ (mm)	5,0	6,0	7,0	8,0	8,0	9,0	10,0
A ₂ (mm)	5,25	6,25	7,25	8,25	8,5	9,5	10,5
B ₁ (mm)	6,0				8,0		
B ₂ (mm)	5,5				7,0		
C ₁ (mm)	10,0						
C ₂ (mm)	8,5						

Dimensions	Deviation	Dimensions	Deviation
A ₁	±0,5 mm	A ₂	±0,5 mm
B ₁	0/+0,5	B ₂	-0,5/0
C ₁	0/+2	C ₂	-2/0



Half-round tongue and groove

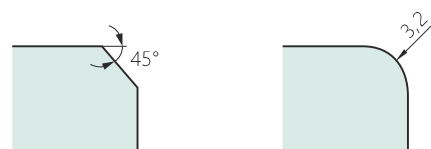
Dimensions	Deviation	Dimensions	Deviation
D1	±0,5 mm	D2	±0,5 mm
N1	0/+0,5	N2	-0,5/0



Chamfered and rounded edges

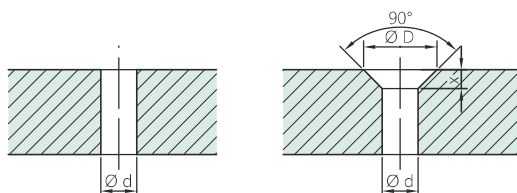
Deviation

Machining accuracy ± 1.0 mm



Drilling

Type of drilling	Hole diameter		Depth x (mm)	Board thickness (mm)
	inner d (mm)	outer D (mm)		
Without recessing	(4,5 - 8,0) ± 0,5	---	---	8 - 40
Without recessing	(10,0 - 12,0) ± 1,0	---	---	8 - 40
With recessing	4,5 ± 0,5	9,5 ± 1,0	2,5 ± 0,5	12 - 40
With recessing	5,5 ± 0,5	1,0 ± 1,0	2,5 ± 0,5	12 - 40
With recessing	6,5 ± 0,5	17,0 ± 1,5	5,0 ± 1,0	12 - 40



Deviation of the distance of the individual holes in the board is not more than ± 5 mm.



Surface Treatment

Guarantee on colour stability (according to the manufacturer of the coats) is at least 3 years. Colour shades of CETRIS® FINISH, PROFIL FINISH and AKUSTIC FINISH boards can be chosen according to the RAL or NCS colour sampler. Colour shades of the CETRIS® LASUR and CETRIS® PROFIL LASUR boards can be chosen according to the CETRIS® LASUR colour sampler. We recommend that you consult the suitability of the chosen colour shade with us. The backside of the CETRIS® FINISH, PROFIL FINISH, LASUR, PROFIL LASUR, AKUSTIC FINISH and DEKOR is provided with a protective primer with irregular structure, raw appearance and insufficient coverage.

The backside coat is provided in an unspecified colour shade, the requirement for white or transparent shade must be specified in the order in advance. The backside surface of the boards may be slightly disrupted by handling related to the manufacturing of the CETRIS® boards. If a sample with the required colour shade is made upon customer request, this sample shall only serve as orientation information about the chosen colour shade and coverage level (difference in the manual application of the coat on the sample and machine application during series production).